

EU-TYPE EXAMINATION CERTIFICATE

Shenzhen Kaifa Technology (Chengdu) Co., Ltd.
No. 99 Tianquan Rd., Hi-Tech Development Zone,
611730, Chengdu, P.R.C.

EU-Type Examination

Certificate No.

1608-23

Revision 0



Type MA309M
Object Electronic three-phase four-wire energy and three-phase four-wire meter connected as single-phase two-wire (phase L1) energy meter.
Direct connected

The object has been assessed and meets the requirements of

EU Directive 2014/32/EU,
Module B

The energy meter(s) meet(s) the essential requirements of Annex V of EU Directive 2014/32/EU, on the harmonization of the laws of Member States relating to the making available on the market of measuring instruments (recast).

This Certification is based on the report(s) listed in the report list in this Certificate.

This Certificate is valid until: October 11, 2033.

This Certificate comprises 8 pages in total.

Issued by KEMA B.V.
Klingelbeekseweg 195,
Arnhem, The Netherlands
Notified Body 2290

Alessandro Bertani
Director,
Services & Smart Technologies

Arnhem, October 11, 2023



REVISION OVERVIEW

The highest revision always replaces the earlier issued versions.

Rev. No.	Date of issue	Reason
0	October 11, 2023	First issue

REPORT LIST


This Certificate is issued based on the following reports.

Report number	revision
1607-23	Rev. No 0



1 TECHNICAL DATA

Manufacturer	Shenzhen Kaifa Technology (Chengdu) Co., Ltd
Mark - Type	MA309M
Accuracy Class	Active: B
Voltage range	3x230/400 V
Current range (Imin-Iref(Imax))	0,25-5(80) A
Frequency	50 Hz
Meter constant (LED)	Optical Pulse output active: 500 - 10000 imp./kWh
Type of circuit	3P4W or 1P2W (phase L1)
Temperature range	-40 °C... 70°C
Use	Indoor
IP Rating	IP54
Protection Class	II
Impulse voltage	6 kV
Environmental class	M1, M2, E1 and E2
Register	LCD
Software/Firmware version	010101
CRC Checksum	F6F07633
Location of Manufacturer address	Terminal cover

2 PHOTOGRAPHS AND SEALING



3 EXAMPLES OF NAME PLATES



4 CALCULATION OF THE COMPOSITE ERROR / MPE

During the type approval test the intrinsic errors for temperature, voltage and frequency variation are determined per load point. The composite error is determined with the following formula:

$$\varepsilon_m = \sqrt{\varepsilon^2(I, \cos\varphi) + \delta^2(T, I, \cos\varphi) + \delta^2(U, I, \cos\varphi) + \delta^2(f, I, \cos\varphi)}$$

Where

$\varepsilon^2(I, \cos\varphi)$ = Intrinsic error of the meter at a certain load

$\delta^2(T, I, \cos\varphi)$ = Additional error due to the variation of the temperature at the same load

$\delta^2(U, I, \cos\varphi)$ = Additional error due to the variation of the voltage at the same load

$\delta^2(f, I, \cos\varphi)$ = Additional error due to the variation of the frequency at the same load

Results are in the table below:

As 3P4W

I in % of I _{ref}	cos φ	Phase	Composite error %							
			-40 °C	-25 °C	-10 °C	5 °C	30 °C	40 °C	55 °C	70 °C
5	1	RST	0,69%	0,56%	0,37%	0,21%	0,09%	0,15%	0,27%	0,32%
10	1	RST	0,70%	0,55%	0,37%	0,19%	0,07%	0,14%	0,25%	0,32%
10	0,5 ind.	RST	0,79%	0,61%	0,41%	0,25%	0,14%	0,17%	0,24%	0,30%
10	0,8 cap.	RST	0,67%	0,54%	0,37%	0,20%	0,06%	0,14%	0,24%	0,32%
10	1	R	0,63%	0,50%	0,33%	0,16%	0,06%	0,10%	0,16%	0,17%
10	0,5 ind.	R	0,66%	0,52%	0,31%	0,16%	0,07%	0,10%	0,15%	0,17%
10	1	S	0,80%	0,60%	0,39%	0,19%	0,06%	0,18%	0,31%	0,39%
10	0,5 ind.	S	0,92%	0,66%	0,43%	0,25%	0,11%	0,19%	0,28%	0,34%
10	1	T	0,66%	0,57%	0,40%	0,22%	0,05%	0,15%	0,28%	0,39%
10	0,5 ind.	T	0,73%	0,60%	0,43%	0,23%	0,06%	0,15%	0,25%	0,34%
I _{max}	1	RST	0,69%	0,54%	0,36%	0,18%	0,07%	0,16%	0,25%	0,33%
I _{max}	0,5 ind.	RST	0,77%	0,60%	0,41%	0,22%	0,08%	0,15%	0,23%	0,29%
I _{max}	0,8 cap.	RST	0,67%	0,53%	0,36%	0,18%	0,08%	0,16%	0,26%	0,34%
I _{max}	1	R	0,79%	0,62%	0,41%	0,24%	0,16%	0,22%	0,31%	0,39%
I _{max}	0,5 ind.	R	0,86%	0,64%	0,41%	0,22%	0,11%	0,18%	0,26%	0,32%
I _{max}	1	S	0,79%	0,61%	0,42%	0,26%	0,19%	0,23%	0,31%	0,37%
I _{max}	0,5 ind.	S	0,66%	0,48%	0,29%	0,14%	0,09%	0,10%	0,13%	0,12%
I _{max}	1	T	0,71%	0,51%	0,31%	0,13%	0,05%	0,08%	0,09%	0,08%
I _{max}	0,5 ind.	T	0,85%	0,62%	0,41%	0,23%	0,14%	0,20%	0,31%	0,39%

3P4W as 1P2W on phase L1

I in % of I _{ref}	cos φ	Composite error %								
		°C	-40	-25	-10	5	30	40	55	70
5	1		0,32%	0,29%	0,23%	0,14%	0,07%	0,10%	0,16%	0,18%
10	1		0,34%	0,31%	0,23%	0,13%	0,05%	0,10%	0,14%	0,19%
10	0,5 ind		0,41%	0,33%	0,28%	0,15%	0,07%	0,10%	0,14%	0,16%
10	0,8 cap		0,30%	0,26%	0,22%	0,10%	0,04%	0,11%	0,18%	0,21%
I _{max}	1		0,34%	0,32%	0,23%	0,12%	0,04%	0,09%	0,16%	0,20%
I _{max}	0,5 ind		0,40%	0,35%	0,26%	0,13%	0,03%	0,08%	0,13%	0,17%
I _{max}	0,8 cap		0,32%	0,29%	0,22%	0,12%	0,04%	0,10%	0,17%	0,21%

5 OPTIONS AND VARIANTS

Overview of variants with details

Type designation	Details of the meter
MA309M	<ul style="list-style-type: none">- Communication options:<ul style="list-style-type: none">4G+2GCAT M1+NBCAT M1RS485P1 portWired M-BusOptical output- Pulse output (limited meter constant)- Auxiliary relay terminal 3x- HAN port

END OF DOCUMENT

The laboratories of KEMA Labs are:

- CESI S.p.A., Milan, Italy.
- FGH Engineering & Test GmbH, Mannheim, Germany.
- IPH Institut "Prüffeld für elektrische Hochleistungstechnik" GmbH, Berlin, Germany.
- KEMA B.V., Arnhem, The Netherlands.
- KEMA Labs, Zkušebnictví, a.s., Prague, the Czech Republic.
- KEMA-Powertest, LLC, Chalfont, United States.